











## Getting organised

You will need more equipment each day at secondary school and you may need a bigger bag to carry it all around in! Use the checklist below to check you have everything ready for everyday. (Note: you may not need or have some for your first day).

### *My Daily School Bag Checklist:*

	<p><i>A bag, big enough to carry all of your equipment</i></p>
	<p><i>A pencil case with at least two pens, a pencil, a ruler, an eraser and a sharpener</i></p>
	<p><i>A suitable reading book that provides you with an appropriate level of challenge for your own reading ability</i></p>
	<p><i>Your school planner (this will be given to you on your first day)</i></p>
	<p><i>Books and homework you need to hand in that day</i></p>
	<p><i>Your own water bottle, filled with water. No fizzy drinks or energy drinks!</i></p>
	<p><i>Your packed lunch and snacks for break OR check that you have money on your account to purchase your food.</i></p>
	<p><i>I will need to remember my PE Kit on the days I have PE on my timetable</i></p>

